






























**Schedule A**  
**KAWE-TV (1795)**  
**Bemidji, MN**

**NFFS Excluded?**

If you have an NFFS Exclusion, please click the "NFFS X" button, and enter your NFFS data.

Source of Income	2019 data	2020 data						
1. Amounts provided directly by federal government agencies	\$0	\$231,500						
A. Grants for facilities and other capital purposes	\$0	\$0						
B. Department of Education	\$0	\$0						
C. Department of Health and Human Services	\$0	\$0						
D. National Endowment for the Arts and Humanities	\$0	\$0						
E. National Science Foundation	\$0	\$0						
F. Other Federal Funds (specify)	\$0	\$231,500						
<table border="1" style="width: 100%; border-collapse: collapse;"> <thead> <tr> <th style="background-color: #D3D3D3;">Description</th> <th style="background-color: #D3D3D3;">Amount</th> </tr> </thead> <tbody> <tr> <td style="background-color: #D3D3D3;">SBA PPP Loan</td> <td style="background-color: #D3D3D3; text-align: right;">\$221,500</td> </tr> <tr> <td style="background-color: #D3D3D3;">SBA EIDG Advance</td> <td style="background-color: #D3D3D3; text-align: right;">\$10,000</td> </tr> </tbody> </table>			Description	Amount	SBA PPP Loan	\$221,500	SBA EIDG Advance	\$10,000
Description	Amount							
SBA PPP Loan	\$221,500							
SBA EIDG Advance	\$10,000							
2. Amounts provided by Public Broadcasting Entities	\$862,900	\$1,128,582						
A. CPB - Community Service Grants	\$814,357	\$800,405						
B. CPB - all other funds from CPB (e.g. DDF, RTL, Programming Grants)	\$12,515	\$272,684						
C. PBS - all payments except copyright royalties and other pass-through payments. See Guidelines for details.	\$0	\$0						
D. NPR - all payments except pass-through payments. See Guidelines for details.	\$0	\$0						
E. Public broadcasting stations - all payments	\$7,800	\$9,969						
F. Other PBE funds (specify)	\$28,228	\$45,524						
<table border="1" style="width: 100%; border-collapse: collapse;"> <thead> <tr> <th style="background-color: #D3D3D3;">Description</th> <th style="background-color: #D3D3D3;">Amount</th> </tr> </thead> <tbody> <tr> <td style="background-color: #D3D3D3;">Leg. tv carriage</td> <td style="background-color: #D3D3D3; text-align: right;">\$17,879</td> </tr> <tr> <td style="background-color: #D3D3D3;">TCT grant</td> <td style="background-color: #D3D3D3; text-align: right;">\$27,645</td> </tr> </tbody> </table>			Description	Amount	Leg. tv carriage	\$17,879	TCT grant	\$27,645
Description	Amount							
Leg. tv carriage	\$17,879							
TCT grant	\$27,645							
3. Local boards and departments of education or other local government or agency sources	\$0	\$0						
3.1 NFFS Eligible	\$0	\$0						
A. Program and production underwriting	\$0	\$0						
B. Grants and contributions other than underwriting	\$0	\$0						
C. Appropriations from the licensee	\$0	\$0						
D. Gifts and grants for facilities and equipment as restricted by the donor or received through a capital campaign (Radio only)	\$0	\$0						
E. Gifts and grants received through a capital campaign but not for facilities and equipment	\$0	\$0						
F. Other income eligible as NFFS (specify)	\$0	\$0						
3.2 NFFS Ineligible	\$0	\$0						
A. Rental income	\$0	\$0						

B. Fees for services	\$0	\$0	
C. Licensing fees (not royalties – see instructions for Line 15)	\$0	\$0	
D. Gifts and grants for facilities and equipment as restricted by the donor or received through a capital campaign (TV only)	\$0	\$0	
E. Other income ineligible for NFFS inclusion	\$0	\$0	
4. State boards and departments of education or other state government or agency sources	\$678,588	\$644,541	
4.1 NFFS Eligible	\$640,490	\$620,281	
A. Program and production underwriting	\$0	\$0	
B. Grants and contributions other than underwriting	\$640,490	\$620,281	
C. Appropriations from the licensee	\$0	\$0	
D. Gifts and grants for facilities and equipment as restricted by the donor or received through a capital campaign (Radio only)	\$0	\$0	
E. Gifts and grants received through a capital campaign but not for facilities and equipment	\$0	\$0	
F. Other income eligible as NFFS (specify)	\$0	\$0	
4.2 NFFS Ineligible	\$38,098	\$24,260	
A. Rental income	\$0	\$0	
B. Fees for services	\$0	\$0	
C. Licensing fees (not royalties – see instructions for Line 15)	\$0	\$0	
D. Gifts and grants for facilities and equipment as restricted by the donor or received through a capital campaign (TV only)	\$38,098	\$24,260	
E. Other income ineligible for NFFS inclusion	\$0	\$0	
5. State colleges and universities	\$0	\$0	
5.1 NFFS Eligible	\$0	\$0	
A. Program and production underwriting	\$0	\$0	
B. Grants and contributions other than underwriting	\$0	\$0	
C. Appropriations from the licensee	\$0	\$0	
D. Gifts and grants for facilities and equipment as restricted by the donor or received through a capital campaign (Radio only)	\$0	\$0	
E. Gifts and grants received through a capital campaign but not for facilities and equipment	\$0	\$0	
F. Other income eligible as NFFS (specify)	\$0	\$0	
5.2 NFFS Ineligible	\$0	\$0	
A. Rental income	\$0	\$0	
B. Fees for services	\$0	\$0	
C. Licensing fees (not royalties – see instructions for Line			

15)	\$0	\$0	
D. Gifts and grants for facilities and equipment as restricted by the donor or received through a capital campaign (TV only)	\$0	\$0	
E. Other income ineligible for NFFS inclusion	\$0	\$0	
6. Other state-supported colleges and universities	\$0	\$0	
6.1 NFFS Eligible	\$0	\$0	
A. Program and production underwriting	\$0	\$0	
B. Grants and contributions other than underwriting	\$0	\$0	
C. Appropriations from the licensee	\$0	\$0	
D. Gifts and grants for facilities and equipment as restricted by the donor or received through a capital campaign (Radio only)	\$0	\$0	
E. Gifts and grants received through a capital campaign but not for facilities and equipment	\$0	\$0	
F. Other income eligible as NFFS (specify)	\$0	\$0	
6.2 NFFS Ineligible	\$0	\$0	
A. Rental income	\$0	\$0	
B. Fees for services	\$0	\$0	
C. Licensing fees (not royalties – see instructions for Line 15)	\$0	\$0	
D. Gifts and grants for facilities and equipment as restricted by the donor or received through a capital campaign (TV only)	\$0	\$0	
E. Other income ineligible for NFFS inclusion	\$0	\$0	
7. Private colleges and universities	\$0	\$0	
7.1 NFFS Eligible	\$0	\$0	
A. Program and production underwriting	\$0	\$0	
B. Grants and contributions other than underwriting	\$0	\$0	
C. Appropriations from the licensee	\$0	\$0	
D. Gifts and grants for facilities and equipment as restricted by the donor or received through a capital campaign (Radio only)	\$0	\$0	
E. Gifts and grants received through a capital campaign but not for facilities and equipment	\$0	\$0	
F. Other income eligible as NFFS (specify)	\$0	\$0	
7.2 NFFS Ineligible	\$0	\$0	
A. Rental income	\$0	\$0	
B. Fees for services	\$0	\$0	
C. Licensing fees (not royalties – see instructions for Line 15)	\$0	\$0	
D. Gifts and grants for facilities and equipment as restricted by the donor or received through a capital	\$0	\$0	

campaign (TV only)			
E. Other income ineligible for NFFS inclusion	\$0	\$0	
8. Foundations and nonprofit associations	\$53,500	\$34,000	
8.1 NFFS Eligible	\$25,000	\$34,000	
A. Program and production underwriting	\$0	\$0	
B. Grants and contributions other than underwriting	\$25,000	\$34,000	
C. Gifts and grants for facilities and equipment as restricted by the donor or received through a capital campaign (Radio only)	\$0	\$0	
D. Gifts and grants received through a capital campaign but not for facilities and equipment	\$0	\$0	
E. Other income eligible as NFFS (specify)	\$0	\$0	
8.2 NFFS Ineligible	\$28,500	\$0	
A. Rental income	\$0	\$0	
B. Fees for services	\$3,500	\$0	
C. Licensing fees (not royalties – see instructions for Line 15)	\$0	\$0	
D. Gifts and grants for facilities and equipment as restricted by the donor or received through a capital campaign (TV only)	\$25,000	\$0	
E. Other income ineligible for NFFS inclusion	\$0	\$0	
9. Business and Industry	\$313,459	\$243,337	
9.1 NFFS Eligible	\$248,082	\$174,684	
A. Program and production underwriting	\$248,082	\$174,684	
B. Grants and contributions other than underwriting	\$0	\$0	
C. Gifts and grants for facilities and equipment as restricted by the donor or received through a capital campaign (Radio only)	\$0	\$0	
D. Gifts and grants received through a capital campaign but not for facilities and equipment	\$0	\$0	
E. Other income eligible as NFFS (specify)	\$0	\$0	
9.2 NFFS Ineligible	\$65,377	\$68,653	
A. Rental income	\$65,377	\$68,653	
B. Fees for services	\$0	\$0	
C. Licensing fees (not royalties – see instructions for Line 15)	\$0	\$0	
D. Gifts and grants for facilities and equipment as restricted by the donor or received through a capital campaign (TV only)	\$0	\$0	
E. Other income ineligible for NFFS inclusion	\$0	\$0	
10. Memberships and subscriptions (net of membership bad debt expense)	\$375,121	\$398,032	
10.1 NFFS Exclusion – Fair market value of premiums			

that are not of insubstantial value	\$47,906	\$51,085	
10.2 NFFS Exclusion – All bad debt expenses from NFFS eligible revenues including but not limited to pledges, underwriting, and membership (unless netted elsewhere in Schedule A)	\$11,931	\$12,123	
	<u>2019 data</u>	<u>2020 data</u>	
10.3 Total number of contributors.	4,031	4,232	
11. Revenue from Friends groups less any revenue included on line 10	\$0	\$0	
	<u>2019 data</u>	<u>2020 data</u>	
11.1 Total number of Friends contributors.	0	0	
12. Subsidiaries and other activities unrelated to public broadcasting (See instructions)	\$0	\$0	
A. Nonprofit subsidiaries involved in telecommunications activities	\$0	\$0	
B. NFFS Ineligible – Nonprofit subsidiaries not involved in telecommunications activities	\$0	\$0	
C. NFFS Ineligible – For-profit subsidiaries regardless of the nature of its activities	\$0	\$0	
D. NFFS Ineligible – Other activities unrelated to public broadcasting	\$0	\$0	
<b>Form of Revenue</b>			
	<u>2019 data</u>	<u>2020 data</u>	
13. Auction revenue (see instructions for Line 13)	\$0	\$0	
A. Gross auction revenue	\$0	\$0	
B. Direct auction expenses	\$0	\$0	
14. Special fundraising activities (see instructions for Line 14)	\$0	\$0	
A. Gross special fundraising revenues	\$0	\$0	
B. Direct special fundraising expenses	\$0	\$0	
15. Passive income	\$16,622	\$14,141	
A. Interest and dividends (other than on endowment funds)	\$15,657	\$14,141	
B. Royalties	\$0	\$0	
C. PBS or NPR pass-through copyright royalties	\$965	\$0	
16. Gains and losses on investments, charitable trusts and gift annuities and sale of other assets (other than endowment funds)	\$16,883	\$42,722	
A. Gains from sales of property and equipment (do not report losses)	\$0	\$0	
B. Realized gains/losses on investments (other than endowment funds)	\$-2,696	\$7,619	
C. Unrealized gains/losses on investments and actuarial gains/losses on charitable trusts and gift annuities (other than endowment funds)	\$19,579	\$35,103	
17. Endowment revenue	\$12,621	\$38,014	
A. Contributions to endowment principal	\$0	\$0	
B. Interest and dividends on endowment funds	\$8,295	\$7,479	
C. Realized net investment gains and losses on endowment funds (if this is a negative amount, add a	\$1,438	\$805	

hyphen, e.g., "-1,765")													
D. Unrealized net investment gains and losses on endowment funds (if this is a negative amount, add a hyphen, e.g., "-1,765")	\$2,888	\$29,730											
18. Capital fund contributions from individuals (see instructions)	\$135,864	\$1,897											
A. Facilities and equipment (except funds received from federal or public broadcasting sources)	\$135,864	\$1,897											
B. Other	\$0	\$0											
19. Gifts and bequests from major individual donors	\$28,040	\$62,829											
	<b>2019 data</b>	<b>2020 data</b>											
19.1 Total number of major individual donors	14	19											
20. Other Direct Revenue	\$41,057	\$1,256											
<table border="1" style="width: 100%;"> <thead> <tr> <th style="text-align: left;">Description</th> <th style="text-align: right;">Amount</th> </tr> </thead> <tbody> <tr> <td>DVD &amp; other sales</td> <td style="text-align: right;">\$1,256</td> </tr> <tr> <td colspan="2"> <table border="1" style="width: 100%;"> <thead> <tr> <th style="text-align: left;">Exclusion Description</th> <th style="text-align: right;">Amount</th> </tr> </thead> <tbody> <tr> <td>Sale or rental of program transcripts or recording for other than public performance including private use</td> <td style="text-align: right;">\$1,256</td> </tr> </tbody> </table> </td> </tr> </tbody> </table>				Description	Amount	DVD & other sales	\$1,256	<table border="1" style="width: 100%;"> <thead> <tr> <th style="text-align: left;">Exclusion Description</th> <th style="text-align: right;">Amount</th> </tr> </thead> <tbody> <tr> <td>Sale or rental of program transcripts or recording for other than public performance including private use</td> <td style="text-align: right;">\$1,256</td> </tr> </tbody> </table>		Exclusion Description	Amount	Sale or rental of program transcripts or recording for other than public performance including private use	\$1,256
Description	Amount												
DVD & other sales	\$1,256												
<table border="1" style="width: 100%;"> <thead> <tr> <th style="text-align: left;">Exclusion Description</th> <th style="text-align: right;">Amount</th> </tr> </thead> <tbody> <tr> <td>Sale or rental of program transcripts or recording for other than public performance including private use</td> <td style="text-align: right;">\$1,256</td> </tr> </tbody> </table>		Exclusion Description	Amount	Sale or rental of program transcripts or recording for other than public performance including private use	\$1,256								
Exclusion Description	Amount												
Sale or rental of program transcripts or recording for other than public performance including private use	\$1,256												
Line 21. Proceeds from the FCC Spectrum Incentive Auction, interest and dividends earned on these funds, channel sharing revenues, and spectrum leases	\$28,596	\$0											
A. Proceeds from sale in spectrum auction	\$0	\$0											
B. Interest and dividends earned on spectrum auction related revenue	\$0	\$0											
C. Payments from spectrum auction speculators	\$0	\$0											
D. Channel sharing and spectrum leases revenues	\$0	\$0											
E. Spectrum repacking funds	\$28,596	\$0											
22. Total Revenue (Sum of lines 1 through 12, 13.A, 14.A, and 15 through 21)	\$2,563,251	\$2,840,851											

[Click here to view all NFFS Eligible revenue on Lines 3 through 9.](#)

[Click here to view all NFFS Ineligible revenue on Lines 3 through 9.](#)

### Adjustments to Revenue

	2019 data	2020 data	
23. Federal revenue from line 1.	\$0	\$231,500	
24. Public broadcasting revenue from line 2.	\$862,900	\$1,128,582	
25. Capital funds exclusion—TV (3.2D, 4.2D, 5.2D, 6.2D, 7.2D, 8.2D, 9.2D, 18A)	\$198,962	\$26,157	
26. Revenue on line 20 not meeting the source, form, purpose, or recipient criteria	\$41,057	\$1,256	
27. Other automatic subtractions from total revenue	\$178,519	\$205,118	
A. Auction expenses – limited to the lesser of lines 13a or 13b	\$0	\$0	
B. Special fundraising event expenses – limited to the lesser of lines 14a or 14b	\$0	\$0	

C. Gains from sales of property and equipment – line 16a	\$0	\$0	
D. Realized gains/losses on investments (other than endowment funds) – line 16b	\$-2,696	\$7,619	
E. Unrealized investment and actuarial gains/losses (other than endowment funds) – line 16c	\$19,579	\$35,103	
F. Realized and unrealized net investment gains/losses on endowment funds – line 17c, line 17d	\$4,326	\$30,535	
G. Rental income (3.2A, 4.2A, 5.2A, 6.2A, 7.2A, 8.2A, 9.2A)	\$65,377	\$68,653	
H. Fees for services (3.2B, 4.2B, 5.2B, 6.2B, 7.2B, 8.2B, 9.2B)	\$3,500	\$0	
I. Licensing Fees (3.2C, 4.2C, 5.2C, 6.2C, 7.2C, 8.2C, 9.2C)	\$0	\$0	
J. Other revenue ineligible as NFFS (3.2E, 4.2E, 5.2E, 6.2E, 7.2E, 8.2E, 9.2E)	\$0	\$0	
K. FMV of high-end premiums (Line 10.1)	\$47,906	\$51,085	
L. All bad debt expenses from NFFS eligible revenues including but not limited to pledges, underwriting, and membership (Line 10.2)	\$11,931	\$12,123	
M. Revenue from subsidiaries and other activities ineligible as NFFS (12.B, 12.C, 12.D)	\$0	\$0	
N. Proceeds from spectrum auction and related revenues from line 21.	\$28,596	\$0	
<b>28. Total Direct Nonfederal Financial Support</b> (Line 22 less Lines 23 through 27). (Forwards to line 1 of the Summary of Nonfederal Financial Support)	<b>\$1,281,813</b>	<b>\$1,248,238</b>	

Comments

Comment	Name	Date	Status
\$12,479 Interconnect \$260,205 Cares Act COVID-19 funding	William Sanford	12/18/2020	Note
<b>Schedule B WorkSheet</b> KAWE-TV (1795) Bemidji, MN			

Comments

Comment	Name	Date	Status
<b>Occupancy List</b> KAWE-TV (1795) Bemidji, MN			

Type of Occupancy	Location	Value
<b>Schedule B Totals</b> KAWE-TV (1795) Bemidji, MN		

	2019 data	2020 data
1. Total support activity benefiting station	\$	\$0
2. Occupancy value		\$0
3. Deductions: Fees paid to the licensee for overhead recovery, assessment, etc.	\$	\$0
4. Deductions: Support shown on lines 1 and 2 in excess of revenue reported in financial statements.	\$	\$0
5. Total Indirect Administrative Support (Forwards to Line 2 of the Summary of Nonfederal Financial Support)	\$	\$0

2019 data

2020 data

6. Please enter an institutional type code for your licensee.



Comments

Comment	Name	Date	Status
---------	------	------	--------

**Schedule C**  
**KAWE-TV (1795)**  
**Bemidji, MN**

	2019 data	Donor Code	2020 data
1. PROFESSIONAL SERVICES (must be eligible as NFFS)	\$4,850		\$5,830
A. Legal	\$0		\$0
B. Accounting and/or auditing	BS \$4,850	BS	\$5,830
C. Engineering	\$0		\$0
D. Other professionals (see specific line item instructions in Guidelines before completing)	\$0		\$0
2. GENERAL OPERATIONAL SERVICES (must be eligible as NFFS)	\$0		\$0
A. Annual rental value of space (studios, offices, or tower facilities)	\$0		\$0
B. Annual value of land used for locating a station-owned transmission tower	\$0		\$0
C. Station operating expenses	\$0		\$0
D. Other (see specific line item instructions in Guidelines before completing)	\$0		\$0
3. OTHER SERVICES (must be eligible as NFFS)	\$0		\$0
A. ITV or educational radio	\$0		\$0
B. State public broadcasting agencies (APBC, FL-DOE, eTech Ohio)	\$0		\$0
C. Local advertising	\$0		\$0
D. National advertising	\$0		\$0
4. Total in-kind contributions - services and other assets eligible as NFFS (sum of lines 1 through 3), forwards to Line 3a. of the Summary of Nonfederal Financial Support	\$4,850		\$5,830
5. IN-KIND CONTRIBUTIONS INELIGIBLE AS NFFS	\$0		\$0
A. Compact discs, records, tapes and cassettes	\$0		\$0
B. Exchange transactions	\$0		\$0
C. Federal or public broadcasting sources	\$0		\$0
D. Fundraising related activities	\$0		\$0
E. ITV or educational radio outside the allowable scope of approved activities	\$0		\$0
F. Local productions	\$0		\$0
G. Program supplements	\$0		\$0
H. Programs that are nationally distributed	\$0		\$0
I. Promotional items	\$0		\$0
J. Regional organization allocations of program services	\$0		\$0
K. State PB agency allocations other than those allowed on line 3(b)	\$0		\$0



	2019 data	<u>Donor Code</u>	2020 data
L. Services that would not need to be purchased if not donated	\$0		\$0
M. Other	\$0		\$0
6. Total in-kind contributions - services and other assets (line 4 plus line 5), forwards to Schedule F, line 1c. Must agree with in-kind contributions recognized as revenue in the AFS.	\$4,850		\$5,830

Comments

Comment	Name	Date	Status
---------	------	------	--------

**Schedule D**  
**KAWE-TV (1795)**  
**Bemidji, MN**

	2019 data	<u>Donor Code</u>	2020 data
1. Land (must be eligible as NFFS)	\$		\$0
2. Building (must be eligible as NFFS)	\$		\$0
3. Equipment (must be eligible as NFFS)	\$		\$0
4. Vehicle(s) (must be eligible as NFFS)	\$		\$0
5. Other (specify) (must be eligible as NFFS)	\$		\$0
6. Total in-kind contributions - property and equipment eligible as NFFS (sum of lines 1 through 5), forwards to Line 3b. of the Summary of Nonfederal Financial Support	\$		\$0
7. IN-KIND CONTRIBUTIONS INELIGIBLE AS NFFS	\$		\$0
a) Exchange transactions	\$		\$0
b) Federal or public broadcasting sources	\$		\$0
c) TV only—property and equipment that includes new facilities (land and structures), expansion of existing facilities and acquisition of new equipment	\$		\$0
d) Other (specify)	\$		\$0
8. Total in-kind contributions - property and equipment (line 6 plus line 7), forwards to Schedule F, line 1d. Must agree with in-kind contributions recognized as revenue in the AFS.	\$		\$0

Comments

Comment	Name	Date	Status
---------	------	------	--------

**Schedule E**  
**KAWE-TV (1795)**  
**Bemidji, MN**

**EXPENSES**  
 (Operating and non-operating)

<b>PROGRAM SERVICES</b>		2019 data	2020 data
<b>+</b>	1. Programming and production	\$1,346,152	\$1,356,809
	A. TV CSG	\$592,419	\$593,752
	B. TV Interconnection	\$0	\$0
	C. Other CPB Funds	\$0	\$0
	D. All non-CPB Funds	\$753,733	\$763,057

PROGRAM SERVICES		2019 data	2020 data
+	2. Broadcasting and engineering	\$473,633	\$418,531
	A. TV CSG	\$123,355	\$101,271
	B. TV Interconnection	\$12,515	\$12,479
	C. Other CPB Funds	\$0	\$0
	D. All non-CPB Funds	\$337,763	\$304,781
+	3. Program information and promotion	\$75,283	\$94,149
	A. TV CSG	\$10,932	\$11,302
	B. TV Interconnection	\$0	\$0
	C. Other CPB Funds	\$0	\$0
	D. All non-CPB Funds	\$64,351	\$82,847
SUPPORT SERVICES		2019 data	2020 data
+	4. Management and general	\$348,583	\$331,580
	A. TV CSG	\$39,083	\$36,719
	B. TV Interconnection	\$0	\$0
	C. Other CPB Funds	\$0	\$0
	D. All non-CPB Funds	\$309,500	\$294,861
+	5. Fund raising and membership development	\$293,068	\$203,678
	A. TV CSG	\$33,777	\$47,011
	B. TV Interconnection	\$0	\$0
	C. Other CPB Funds	\$0	\$0
	D. All non-CPB Funds	\$259,291	\$156,667
+	6. Underwriting and grant solicitation	\$74,449	\$78,944
	A. TV CSG	\$14,791	\$10,350
	B. TV Interconnection	\$0	\$0
	C. Other CPB Funds	\$0	\$0
	D. All non-CPB Funds	\$59,658	\$68,594
+	7. Depreciation and amortization (if not allocated to functional categories in lines 1 through 6)	\$0	\$0
	A. TV CSG	\$0	\$0
	B. TV Interconnection	\$0	\$0
	C. Other CPB Funds	\$0	\$0
	D. All non-CPB Funds	\$0	\$0
+	<b>8. Total Expenses (sum of lines 1 to 7) must agree with audited financial statements</b>	\$2,611,168	\$2,483,691
	A. Total TV CSG (sum of Lines 1.A, 2.A, 3.A, 4.A, 5.A, 6.A, 7.A)	\$814,357	\$800,405
	B. Total TV Interconnection (sum of Lines 1.B, 2.B, 3.B, 4.B, 5.B, 6.B, 7.B)	\$12,515	\$12,479

PROGRAM SERVICES	2019 data	2020 data
C. Total Other CPB Funds (sum of Lines 1.C, 2.C, 3.C, 4.C, 5.C, 6.C, 7.C)	\$0	\$0
D. Total All non-CPB Funds (sum of Lines 1.D, 2.D, 3.D, 4.D, 5.D, 6.D, 7.D)	\$1,784,296	\$1,670,807

INVESTMENT IN CAPITAL ASSETS	2019 data	2020 data
9. Total capital assets purchased or donated	\$212,906	\$6,250
9a. Land and buildings	\$0	\$0
9b. Equipment	\$212,906	\$6,250
9c. All other	\$0	\$0
<b>10. Total expenses and investment in capital assets</b> (Sum of lines 8 and 9)	\$2,824,074	\$2,489,941

Additional Information	2019 data	2020 data
(Lines 11 + 12 must equal line 8 and Lines 13 + 14 must equal line 9)		
11. Total expenses (direct only)	\$2,606,318	\$2,477,861
12. Total expenses (indirect and in-kind)	\$4,850	\$5,830
13. Investment in capital assets (direct only)	\$212,906	\$6,250
14. Investment in capital assets (indirect and in-kind)	\$0	\$0

Comments

Comment	Name	Date	Status
---------	------	------	--------

**Schedule F**  
**KAWE-TV (1795)**  
**Bemidji, MN**

	2020 data
<b>1. Data from AFR</b>	
a. Schedule A, Line 22	\$2,840,851
b. Schedule B, Line 5	\$0
c. Schedule C, Line 6	\$5,830
d. Schedule D, Line 8	\$0
e. Total from AFR	\$2,846,681


**Choose Reporting Model**

You **must** choose one of the three reporting models in order to complete Schedule F. After making your selection, click the "Choose" button below, which will display your reporting model. When changing to a different reporting model all data entered in the current reporting model will be lost.

- FASB
- GASB Model A proprietary enterprise-fund financial statements with business-type activities only
- GASB Model B public broadcasting entity-wide statements with mixed governmental and business-type activities

	2020 data
<b>2. FASB</b>	
a. Total support and revenue - without donor restrictions	\$2,819,657
b. Total support and revenue - with donor restrictions	\$27,645
c. Total support and revenue - other	\$0


d. Total from AFS, lines 2a-2c

\$2,847,302 


## Reconciliation

2020 data

3. Difference (line 1 minus line 2)

\$-621 

4. If the amount on line 3 is not equal to \$0, click the "Add" button and list the reconciling items.

\$-621 

Description	Amount
Loss on Asset Disposal - no cash received	\$-621

### Comments

Comment	Name	Date	Status
---------	------	------	--------